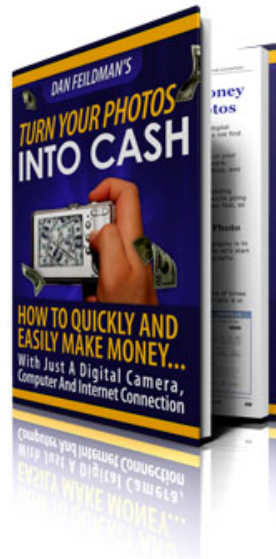


Volume 1



“FREE Report Shows You Just How Profitable and EASY It Is to Make Money With Your Camera!”

You’re Taking Pictures All the Time Any Way – Here’s a Simple Way to Get Paid for Snapping Those Photos...



If you have a digital camera, a computer and an Internet connection, then **you already have everything you need to start making money taking pictures!**

Here’s the best part:

- ✓ *You **DON’T** need fancy or expensive camera equipment!*
- ✓ *You **DON’T** need to be a professional photographer!*
- ✓ *You **DON’T** need a website or any technical skills!*

And that’s why *anyone* – from an amateur photographer to a seasoned professional, from a teenager to a grandmother – can make money with the tips and tricks revealed in the free report, **“How to Make Money With Digital Photography!”**

[Click Here And Download Your FREE Copy of “How to Make Money With Digital Photography” Right Now...](#)

Table of Contents

What Really is the Best Internet Business? Digital Photography! 3
 12 Reasons Why This is the PERFECT Home Business.....4
Earn Easy Money From Your Digital Photos 5
The Secrets to Making Money with your Digital Photos 6
Important Tips to Make Money Selling Digital Photos..... 7

What Really is the Best Internet Business? Digital Photography!

A lot of research has been carried out to track down a really cracking Internet business. The truth is that there is something out there that will make your mouth water. There are some niches that have opened up a lot of internet business opportunities, but there aren't really that many internet businesses that stick out as an opportunity for virtually all of us.



There are definitely no "get rich quick" internet businesses out there, but there are some Stock Photography sites that offer interesting returns on your photographic efforts.

If you are willing to spend just a few hours on learning the key factors to work your business, you will soon be reaping a regular monthly income. The way to get started is to find a good training program that guides you through the initial steps needed to launch your own digital photography internet business.

While no one can say which internet business is the best, a digital photography internet business is well worth considering. Remember that you only need a digital camera and a computer. The only other overheads in this internet business is your broad band charge and your own time, so you can see that you don't need to make any heavy investment to get this internet business up and running.

In order to earn a reasonable amount you should also consider setting up your own website, but don't worry about the hosting and server issues of your web site as there are a whole bunch of sites that offer this all for free and you just have to worry about adding content to your digital photography internet business.

There aren't even any advertising costs as the sites you will be dealing with pay for those costs, so they actually do the internet marketing for all of your digital images. There are also

other free internet marketing resources, like Google and Social bookmarking sites, that will also help in bringing paying customers right to where your digital photos are being advertised.

12 Reasons Why This is the PERFECT Home Business

- 1.** You can take digital photos of virtually anything on this planet or beyond if you wish.
- 2.** You can work from home and choose the hours you work giving you more freedom for leisure time!
- 3.** You don't even need any experience because even with an average picture, you can make money using this system!
- 4.** You don't have to have a website or even any computer technical skills!
- 5.** You don't need to possess marketing or sales skills (and you will be your own boss)!
- 6.** Anybody selling photo products doesn't need to store or ship inventory!
- 7.** If you already the proud owner of a digital camera, PC and have an Internet connection, you won't have to spend a cent to get started!
- 8.** This on-line money-making business is so simple that literally anybody can do it - male or female, any age, any skill level!
- 9.** You might already have an absolute GOLD MINE of photos just sitting on your computer, meaning you can begin to make money immediately. All you need to do is read the free guide found on <http://www.turnyourphotosintocash.com> and discover just which photos you can use!

10. You'll find out just how easy it is to create a residual income - meaning you get paid even while you're not working!

11. Demand for Internet digital images is growing on a daily basis, so now is the perfect time to get started!

12. In plain layman's terms you just can't find an easier way to make money with your digital camera...and you can get started right now!

Earn Easy Money From Your Digital Photos

Did you know that you could be earning an additional few hundred dollars a week? And maybe even up to a few thousand range if you get things right the first time round and begin this business with every tip, trick and warning you need to start earning high rewards with your very first submitted digital photo.

Turning your photos into cash definitely allows you to earn thousands of dollars as a regular monthly income. I know it sounds too good to be true, but the internet has introduced a new interface for selling digital photos and you don't need a photography studio to be a digital photographer any more.



On average, you can earn about \$100/ week with 200 photos, so just imagine what you could be earning if you continued to submit 50 new digital photos a week. If you want to work out what you could be earning from your digital photo stockpile, then use \$100 per 200 photos as the base for your potential weekly earnings and then decide if you want to discover more about selling digital photos on the internet.


You are probably asking yourself "Just who will want to buy my digital photos?" Well be prepared for a whole variety of businesses and photography enthusiasts that will be waiting to see what else they can buy off you.

The list is long and includes the following; web designers, digital product owners, students, illustrators, affiliate marketers, advertisers, scrap bookers, ebay sellers, teachers , business owners, magazine editors, authors, advertisers, administrators, travel agents, graphic artists, retailers and literally loads more.

Basically if you have an interest in digital photography, you have a PC and software to store and edit photos, and you need to make some extra cash, then find out just how easy it is to sell your very own digital photos on the internet.

The Secrets to Making Money with your Digital Photos

You are about to learn the 3 key elements for turning your digital photos into cash. These golden rules will help you to build up an online digital photography business that may be the beginning of a new money making hobby that will give a regular source of income.



First of all, selling digital photos on the internet is the leading "start up" business you will currently come across due to the such a low overhead rate.

Yes, there are virtually no expenses and with a minimal time input requirement you can still carry on with your current job that is until your income in digital photography reaches your required income level.

Supply and demand is the second factor as web masters and other digital image purchasers always want something new and different as being unique is another important factor in reaching a success status on the internet as a business.

Marketing strategies are also crucial for getting results on the internet and you really will get a helping hand here. There are many digital image distribution sites who are more than willing to promote your digital images as they too will make Google AdSense earnings. This means that potential image right buyers will be able to locate, access and buy your digital photos.

Important Tips to Make Money Selling Digital Photos

The first task for any digital photographer is to create an attractive portfolio and also to organize photos in accessible files on your computer. Limit your photos to about 20 per file and use names that will help you to easily locate them when the need arises.

Photo quality is extremely important so try and get it right from the start as editing photos will reduce their quality and may therefore be rejected by the leading stock photography sites.

Make sure the camera settings are fixed at an optimum resolution - VERY IMPORTANT. Another good tip is to keep the sunlight directly behind you and for indoor photography using the flash and closing curtains will produce better quality shots.

For basic cropping and image resizing use [Photoshop Elements 7](#) as other free online software will reduce the quality of photos for these basic editing procedures. The software is available at Adobe.com and I can also recommend some excellent training videos for Elements 6 provided by [LearnElementsNow.com](#) that will show you some excellent editing techniques that will actually improve overall photo quality.



Never miss the perfect shot, so remember that digital photos can just be erased, so always take 3 or 4 shots of your subject image. I could add to that and say never leave your digital camera at home as you never know when the perfect shot could arise and a mobile camera just isn't good enough for the strict photo quality standards.

Now I have already mentioned stock photography sites that are the basis for making money from your digital photographs and they don't accept just any digital photographers work and supply a small test that needs to be passed before you are allowed to submit your digital photos for sale on the stock photography sites. This is why the overall quality is so important otherwise you will have wasted your time and resources.

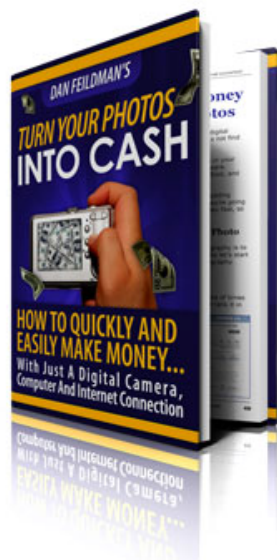
Once you begin to submit your work don't get over zealous and just present your very highest quality photos otherwise potential clients will be put off. Presentation is the key to success so that is why the organization of photos is all so important right from the first photo.

Just one more point regarding the photo files and I would definitely recommend that you use the JPEG format as other file types may be rejected by some stock photography sites.

Apart from the stock photography sites there are a whole range of other photo business options whereby you can literally turn your photos into cash.

“FREE Report Shows You Just How Profitable and EASY It Is to Make Money With Your Camera!”

You’re Taking Pictures All the Time Any Way – Here’s a Simple Way to Get Paid for Snapping Those Photos...



If you have a digital camera, a computer and an Internet connection, then **you already have everything you need to start making money taking pictures!**

Here’s the best part:

- ✓ *You **DON’T** need fancy or expensive camera equipment!*
- ✓ *You **DON’T** need to be a professional photographer!*
- ✓ *You **DON’T** need a website or any technical skills!*

And that’s why *anyone* – from an amateur photographer to a seasoned professional, from a teenager to a grandmother – can make money with the tips and tricks revealed in the free report, **“How to Make Money With Digital Photography!”**

[Click Here And Download Your FREE Copy of “How to Make Money With Digital Photography” Right Now...](#)